



2023

77TH INDEPENDENCE DAY MOCK DRILL ON EARTHQUAKE IN REMEMBRANCE OF THE 1950 EARTHQUAKE THAT OCCURRED IN ASSAM IN COLLABORATION WITH EDUCATION DEPARTMENT, NDRF, SDRF, AAPDA MITRA VOLUNTEERS & CQRTS OF REVENUE CIRCLES UNDER THE AEGIS OF DDMA, CACHAR.



Documented by

*District Disaster Management
Authority Cachar, Silchar*

**77TH INDEPENDENCE DAY MOCK DRILL ON EARTHQUAKE IN
REMEMBRANCE OF THE 1950 EARTHQUAKE THAT OCCURRED IN ASSAM**

Date of Drill on 10/08/2023

Mock Drill in 77 Nos. of Schools in Cachar District

To enhance our preparedness for emergencies & to ensure safety of our schools, on the occasion of 77th Independence Day celebration & in remembrance of the 1950 earthquake that occurred in Assam, Mock drill was conducted in 77 nos. Of High & Higher Secondary Schools under Cachar District in collaboration with Education Department, NDRF, SDRF AAPDA MITRA volunteers & CQRTs of Revenue Circles under the aegis of DDMA, Cachar. DDMA Cachar monitors the above drill online from DEOC for proper co-ordination and to evaluate the response of the School authority.

The aforesaid drill was conducted as per the SOP prepared by the DDMA, Cachar in consultation with Education Department and NDRF. SOP is enclosed in the Annexure -A.

JANAKALYAN HIGH SCHOOL



NIRANJAN PAUL INSTITUTE



ZILKADAR ALI HIGHER SECONDARY SCHOOL




SURYA KUMAR HIGH SCHOOL



PUBLIC HIGHER SECONDARY SCHOOL



HAPPY VALLEY HIGH SCHOOL



DARMIKHAL HIGH SCHOOL



BORKHOLA A. U. HIGH SCHOOL



BINNAKANDI HIGH SCHOOL



SWAMI VIVEKANANDA BAHUMUKHI VIDYAMANDIR HIGH SCHOOL



TARAPUR GIRLS HIGH SCHOOL



CHOTA DUDHPATIL HIGH SCHOOL



BORJALENGA TEA ESTATE MODEL SCHOOL



CHIBITA BICHIA HIGH SCHOOL



RGC MEMORIAL HIGH SECONDARY SCHOOL



GOVT GIRLS HS & MP SCHOOL



MD YASIN CHOUDHURY HIGH SCHOOL



P.C BARJALENGA HS SCHOOL



DR. B.C ROY MEMORIAL ACADEMY



KASHIPUR V.P. H.S. SCHOOL



DALU HIGHER SECONDARY SCHOOL



SIRAJUL ALI HS SCHOOL



BEGAM ABIDA AHMED GIRLS HIGH SCHOOL




ADHARCHAND HS SCHOOL



KINNAKHAL PUBLIC HIGH SCHOOL



JUDHISTHIR SAHA HS SCHOOL



BALESWAR HS SCHOOL



BIKRAMPUR HIGH SCHOOL



AMBIKACHARAN HIGH SCHOOL



J.R HIGHER SECONDARY SCHOOL



DIGORKHAL HIGH SCHOOL



KALAIN HS SCHOOL



SIDDHESHWAR HS SCHOOL



BIKRAMPUR GOLOKNATH HIGHER SECONDARY SCHOOL



TARINIPUR HIGH SCHOOL



DRGANAGAR NAYARAM H.S SCHOOL



MORLEY HIGH SCHOOL



J.C. GIRLS HIGH SCHOOL



CHHOTOMAMDA HINDI HIGH SCHOOL



BAGPUR HIGH SCHOOL



NIKAMA HS SCHOOL



SWADHIN BAZAR HIGH SCHOOL



MONIERKHAL TEA ESTATE MODEL SCHOOL



DIDARKUSH S.S HIGH SCHOOL



SATKARAKANDI HIGH SCHOOL



NIMAI CHAND HIGH SCHOOL



R.D ROY HS SCHOOL



SWARNA LAKHI HS SCHOOL



LAKSHMI CHARAN HS SCHOOL



HAWAITHANG HIGH SCHOOL



BAM BIDYAPITH HIGH SCHOOL



BAM NITYANANDA MULTI PURPOSE SCHOOL



SONAI NITYA GOPAL HS SCHOOL



KRISHNADHAN BARMAN JANAKI ROY MEMORIAL HIGH SCHOOL



JARMA SINGHA HIGH SCHOOL



HATICHERRA TEA ESTATE MODEL SCHOOL



BIPLABI ULLASHKAR BIDYA BHAVAN



BANSKANDI N.M.H.S. SCHOOL



D. N. N. K. GIRLS H. S. SCHOOL



RAM CH BARMAN PUBLIC HS SCHOOL



NEHRU HIGHER SECONDARY SCHOOL



BHORAKHAI HIGH SCHOOL



CHHOTELAL SETH INSTITUTE



SHYAMACHARAN DEV VIDYAPITH



NARSING H. S. SCHOOL



SRIKONA HIGH SCHOOL



NETAJI BIDYA BHAWAN GIRLS HIGHER SECONDARY SCHOOL





EARLE HIGHER SECONDARY SCHOOL



M. M. BALIKA VIDYANIKATAN HIGH SCHOOL



MADHURA SANATAN SAMITI HIGH SCHOOL



GOVT BOYS HS SCHOOL



PALLORBUND GARDEN PUBLIC HIGHER SECONDARY SCHOOL




M.H.C. HIGHER SECONDARY SCHOOL



C.C.J.C. PALONGGHAT H.S. SCHOOL



RAMANI MOHAN HIGH SCHOOL



IANATA HIGH SCHOOL



SHIBNARAYANPUR HIGH MADRASSA



SCHOOL SAFETY >> MOCK DRILL STANDARD OPERATING PROTOCOLs

Incident Commander:

Principal/ Head Master of the School

Incident Management Team Leaders (On-Site):

Class Teacher of each class (Site 1 - inside the class room)

Teacher No. 1 - to be identified by the School Authority (Site 2 - during safety evacuation)

Teacher No. 2 - to be identified by the School Authority (Site 3 - at assembly-open field)

Evaluation Team:

Principal (Overall)

Teacher No. 3 - (Inside the class rooms and office rooms during drop cover hold positions)

Teacher No. 4 - (During Evacuation)

Teacher No. 5 - (During Assembly at open field)

Teacher No. 6 - (During Search and Rescue and First Aid)

Role and Function of Participants/ Teams:

Incident Commander - The incident commander's role is to supervise the overall conduct of the exercise, to make sure that the exercise proceeds as planned and that the objectives are achieved. The Incident Commander to give signal of the initiation of the simulation, monitors the sequence of events, and conducts a de-briefing and critique (verbal and written) with all personnel involved.

Incident Management Team Leaders - The role of the incident management team leader is most crucial at the site of the incident. All teams working on-site will act on his/her command. He/she will decide the exact timing when any team working on-site will take action and will report to Incident Commander (Principal/Head-Master).

Evaluation Team - They will present themselves at the sites and follow the action from thereon. They will evaluate the event as per the sequence and timings.

Sequence Drill

Sl. No.	Time in Minutes	Event	Action By
1	00:00	Incident Commander gives instruction to Peon to ring the bell with unusual sound for one minute (60 seconds)	Incident Commander
2	00:00 - 00:01	All teachers, students and other staffs will make drop cover hold position till the end of bell. Drop (kneel) down to the desk/table, hold one leg of desk/table tightly and put one palm/bag/book on back of the	Teachers/Students/Other staffs

		head.	
3	00:01 - 00:06	Safety evacuation of the students as per the instruction of the Teacher No-1 and Class teacher with a planned and disciplined manner by putting bag on the head to pre-identified open field and stand class wise queue.	Teacher No. 1 and Class Teachers
4	00:06 - 00:08	Class teacher will make the head count and tally with the attendance sheet and inform to Teacher No.-2 if anybody absent in the field.	Class Teachers and Teacher No. 2
5	00:08	Teacher No. 2 will give command to Search & Rescue Team (to be formed by senior students consisting of 5-6 members of both boys and girls in school) for rescue of the missing students from the particular class.	Teacher No. 2 and Search & Rescue Team
5	00:08 - 00:13	Rescue operation by the S&R team. (The team may split to different classes as per the requirement). The S&R Team will hand over the injured victims to the First Aid team (the FA team to be formed by the senior class students consisting of 5-6 members of both boys and girls in school).	Search & Rescue Team
6	00:13 - 00:18	First Aid team will perform the first aid activities if needed as per the command of Teacher No. 2	Teacher No. 2 and First Aid Team
7	00:18 - 00:20	Evaluation Team will submit the report to Incident Commander.	Evaluation Team Members (Teacher no.-3, 4, 5 & 6)
8	00:20 - 00:25	De-briefing of Incident Commander with all teachers and Students.	Incident Commander

DISTRICT DISASTER MANAGEMENT AUTHORITY
CACHAR

SAFETY ALERTS



**DISTRICT DISASTER MANAGEMENT
AUTHORITY, CACHAR, SILCHAR**

DO'S AND DON'TS BEFORE, DURING AND AFTER ON EARTHQUAKE

Before

- Consult a structural engineer to make your house earthquake resistant;
- Repair deep plaster cracks on walls and ceilings;
- Fasten shelves securely to walls; place heavy / large objects on lower shelves;
- Have an emergency kit ready;
- Develop an emergency communication plan for family;
- Learn the technique of 'Drop — Cover — Hold'.

During

- Stay Calm and Do Not Panic;
- DROP under a table; COVER your head with one hand and HOLD the table till the tremors last;
- Run outside as soon as the tremors stop — DO NOT use lift;
- When outside move away from buildings, trees, walls and poles;
- When inside a vehicle — pull over in an open place and remain inside; avoid bridges.

After

- Avoid entering damaged buildings;
- If trapped in rubble:
 - Do not light a matchstick;
 - Cover your mouth with a cloth;
 - Tap on a pipe or wall;
 - Sound a whistle;
 - Shout only as a last resort.
- Use stairs and NOT lifts or elevators.

